


BALEBUSTERS



HAYBUSTER[®]
www.haybuster.com





WHY DO YOU NEED A BALE PROCESSOR?

- Bale processors have become very popular in the past several years. They become a necessary tool in expanding your herds and taking care of your cattle.
- It saves you **HAY** and it saves you **TIME**. You feed as much hay as your herd will eat. Because it's so easy to use, you can feed them often and not give the cattle a chance to waste.
- Processing the bale removes any mold or dust in the outer layer and mixes with the other hay, making that hay more palatable for your cattle.
- You also save material and time while bedding your cows. The processor lays out a nice blanket of straw that will get fully used. Rolling out straw manually or with a loader leaves clumps and piles that will go unutilized.
- Processors are used to save time and effort in erosion control applications. A one-man operation can cover many square yards of soil quickly and without delays. It's fast and easy without the physical labor.




THE HAYBUSTER ADVANTAGE

Haybuster has been manufacturing high quality equipment for the cattle rancher for over 50 years. Bale processors have been a huge part of that business for the past 35 years. The original bale processor was designed with a chain table for rotating the bale. We are still using that same design today. It is available in all 5 of our models and it has been imitated by several of our competitors. The chain table is positioned in the shredder chamber at an angle. This allows the bale to roll toward the rotor and up against the slugbars. When the chain table is engaged, it rolls the bale up against the slugbars & hammers, allowing the hay to be discharged from the machine in a consistent and continuous flow.



2660 BALEBUSTER

The model 2660 and 2665 two-bale processors are the most popular processors in the Haybuster line and perhaps the most popular bale processor models in the world. Carry one round bale in the chamber and the second bale on the loader and you are good to go. Whether it's feeding your cattle or covering loose soil, this model will work for you. The model 2660 is the two bale processor that is in demand! This economical machine is perfect for feeding and bedding your cattle, with all the features that have put the Haybuster Balebusters far ahead of the competition. Some of those features include right hand discharge and the chain and slat conveyor table that rotates the bale while the heavy-duty rotor and hammers chop off the material, discharging the hay out of the machine. Consistent and steady processing of all types of bales is what our customers have learned to expect from the Haybuster Balebusters. Whether it's feeding into bunks, feeding on the ground or bedding down the cattle, this is the processor for you!





Chain conveyor. The 3-chain slat conveyor table allows the operator to roll bales in any condition. Haybuster Balebusters have been equipped with the popular conveyor for over 35 years. This is our most durable conveyor table ever, upgraded to handle heavy bales.



The rotor is driven through the chain case, which reverses the direction of the rotor for right side discharge and also increases the rotor speed by 30%. Faster tip speed means more efficient chopping.



FT-24 Feed Tank top dresses feed supplements on top of the windrow while you are processing a bale. It is 24 bushels and has an easily adjustable feed metering system.

STANDARD FEATURES

- Heavy-duty chain conveyor with more durable chain and heavier drive shafts.
- Rotor is driven through the chain case, which reverses the direction of the rotor for right side discharge and also increases the rotor speed by 30%.
- Two-stage bale loader that easily picks up bales without disturbing other bales and gouging the ground.
- Heavy-duty tubular frame construction designed to carry heavy bales.
- Rotor access door gives you easy access to rotor for service and maintenance.
- Adjustable slug bars allows you to easily position the bale from the rotor and hammers allowing you to take any size bite out of the bale.

OPTIONAL FEATURES

- Containment kit to add even more size to the shredder chamber. Great option for corn stalk bales.
- Extra stripper channel kits for a shorter cut final product.
- FT-24 Feed Tank top dresses feed supplements on top of the windrow while you are processing a bale. It is 24 bushels and has an easily adjustable feed metering system.
- Hydraulic deflector allows you to adjust the deflector height without leaving the tractor.
- Wide deflector belt is 18" and is a great option for bunk feeding.
- Digi-Star EZ 2400 four-point scale is loaded with features and accurate and easy to operate.



2665 SHORTCUT BALEBUSTER

The 2665 Shortcut Balebuster has all of the features of the 2660 Balebuster, including right hand discharge, chain and slat conveyor table that continuously rotates the bale while the heavy-duty rotor and hammers process the material. The 2665 Shortcut Balebuster also comes with more hammers, more stripper kits, and more slug bars giving you additional cutting and ultimately a shorter product. More hammers allow for more cutting edge, more slugbars control the flow of material to the rotor along with the stripper kits which hold up the flow allowing more hammer cutting. The Haybuster Balebuster also has increased rotor speed, through the chain case. The chain case reverses the rotor direction for right side discharge and gives you 30% more rotor speed.





Two-stage bale loader that easily picks up bales without disturbing other bales and gouging the ground.



The 2665 has more slug bars, more flails, more stripper channel kits than the model 2660 for a shorter product.



Adjustable slug bars allow you to easily position the bale from the rotor and hammers which also allows you to take any size bite out of the bale

STANDARD FEATURES

- Heavy-duty chain conveyor with more durable chain and heavier drive shafts.
- Rotor is driven through the chain case, which reverses the direction of the rotor for right side discharge and also increase the rotor speed by 30%.
- Two-stage bale loader that easily picks up bales without disturbing other bales and gouging the ground.
- Heavy-duty tubular frame construction designed to carry heavy bales.
- Rotor access door gives you easy access to rotor for service and maintenance.
- Adjustable slug bars allows you to easily position the bale from the rotor and hammers allowing you to take any size bite out of the bale.
- More slug bars, more flails, more stripper channel kits than the 2660 for a shorter product.

OPTIONAL FEATURES

- Containment kit to add even more size to the shredder chamber. Great option for corn stalk bales.
- FT-24 Feed Tank top dresses feed supplements on top of the windrow while you are processing a bale. It is 24 bushels and has an easily adjustable feed metering system.
- Hydraulic deflector allows you to adjust the deflector height without leaving the tractor.
- Wide deflector belt is 18" and is a great option for bunk feeding.
- Digi-Star EZ 2400 four-point scale is loaded with features and accurate and easy to operate.



2564 BALEBUSTER

The Haybuster 2564 Balebuster is unique in that it is the only Balebuster with a blower. This is the 4th version of the blower-type Balebuster from Haybuster. The 2564 is capable of blowing straw mulch up to 100 feet. The material is processed, gathered, then augered in to the blower. You have the choice of several chute options as well as several different screen size options. The 360 turn radius and ability to be raised and lowered give you full control of your material so you can position it into steep and hard to reach areas. From covering tilled soil to bedding down dairy and hoop barns, this is the perfect processor for you.





The straw cannon throws product up to 100'. It is ideal for covering legumes and other erosion control applications.



The 3' curved spout can be rotated 360 degrees for full operator control. It is great for bedding or reaching over fences, gates, and into hoop barns.



The heavy-duty rotor shaft has 40 flails taking bites out of each bale. The product is then forced through a screen, then moved by the auger and out the blower, with the spout of your choice. The access door allows for easier service and maintenance of the rotor, auger and screens.

STANDARD FEATURES

- Variety of spout options to fit your application. Straw cannon for throwing further, to the curve spouts for bunk feeding and better control.
- 360 degree hydraulic spout rotation and vertical fan up & down, allows for better control over your mulch from the seat of your tractor.
- Inline drive PTO with slip clutch protection to protect both the machine and your tractor.
- Heavy-duty oil bath chain case for reversing rotor direction & increasing speed!
- Two stage bale loader that easily floats on the ground without disturbing the bale.
- Easy access rotor door for service & maintenance.
- Heavy duty rotor and rotor shaft with 40 hammers

OPTIONAL FEATURES

- Side hills and slopes are more reachable with the 5' straw cannon.
- Enclosed curve spout for those hard to reach areas. Spreads mulch up to 70'.
- Bed your hoop barn without moving the herd.
- Up to 50' long hose kits for placing mulch in specific areas.
- Bedding your herd is as easy on the cattle as it is on you!



2100 BALEBUSTER

The 2100 Balebuster is the original bale processor from Haybuster. It remains very popular due to its simplicity and versatility. Two-point mounted on the tractor with rear caster wheels to support the load of the machine and the bale. Being semi-mounted to the tractor, the 2100 is easy to maneuver. Just back into a bale, hit the hydraulics to rotate the bale into the chamber and you are good to go. Go feed, go spread mulch and go get the JOB done with the Model 2100!





STANDARD FEATURES

- Tractor Semi Mounted, for easy maneuvering & positioning of straw.
- Rear caster wheels to support weight of machine and bale.
- Heavy-duty loader for easy bale loading. Just back into bale, hydraulically roll shredder frame which loads the bale.
- Heavy-duty chain conveyor with more durable chain and heavier drive shafts.
- 1000 RPM drive that can throw straw up to 40 feet.
- Easily adjustable deflector for feeding or bedding.



Tractor Semi-Mounted, for easy maneuvering & positioning of straw.



1000 RPM drive that can throw straw up to 40 feet. It is great for erosion control.



Heavy-duty loader for easy bale loading. Just back into bale, hydraulically rotate shredder frame which loads the bale.

OPTIONAL FEATURES

- Stripper channel kits
- Category II/III Quick-Tach Hitch
- Wide Deflector Belt



2800 BALEBUSTER

The 2800 Balebuster from Haybuster is the largest and heaviest processor in the line-up. If you have BIG square bales that need to get processed, this is the machine for you. It also processes round bales making it a very versatile processor. Bales are loaded with both forks and pincher arms to gently position bales in the chamber. The Haybuster has all the proven features we have trusted for years, such as conveyor table, right side discharge and faster rotor speeds.





STANDARD FEATURES

- Heavy duty 10' shredder chamber with dual 3 chain slat conveyor for rotating square bales.
- Oil bath chain case for reversing rotor direction for right side discharge and speeds up the rotor 20%.
- Right side discharge with tractor controls on the right side makes it operator friendly.
- Rotor access doors for easy service & maintenance.
- Hydraulically adjustable slug bars allows position of the bale from the cab of your tractor.
- 10' bale chamber for handling the BIG bales.
- Dual action loading arms for grabbing the bale and placing in the chamber.
- Hydraulic deflector allows operator to easily change from feeding to bedding from the tractor cab.



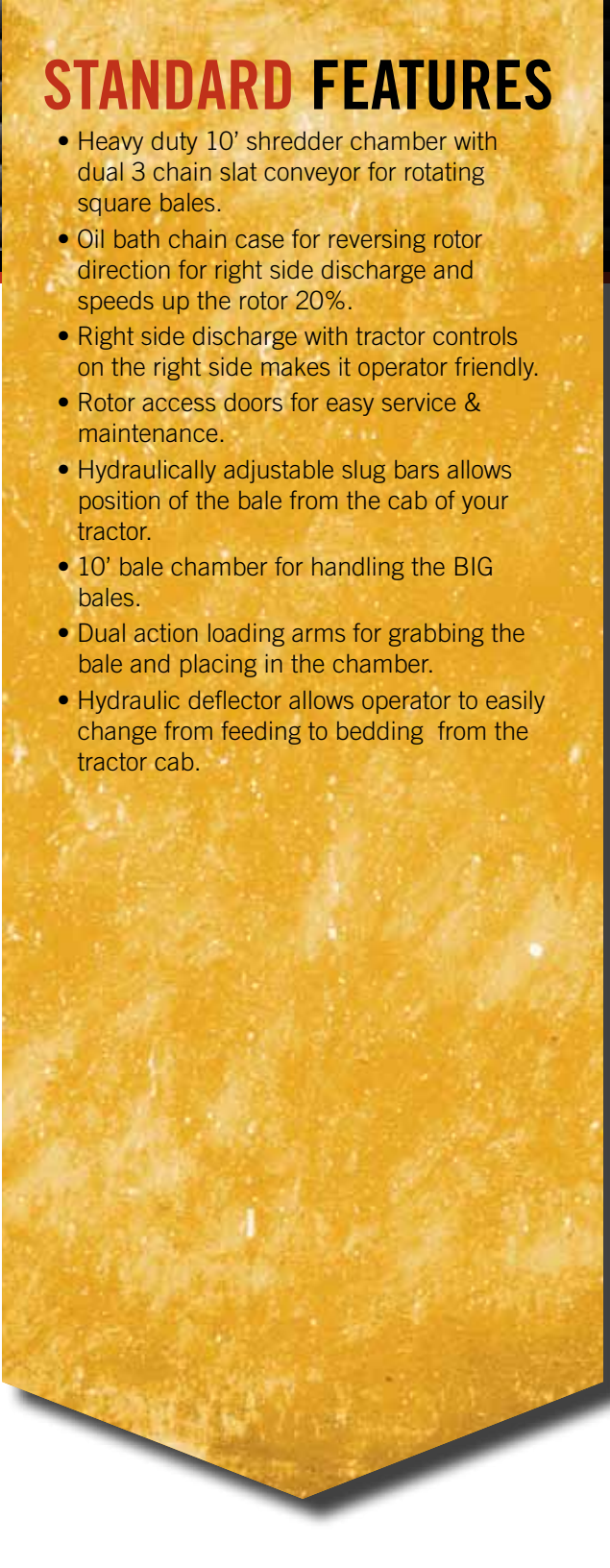
Dual action loading arms for grabbing the bale and placing in the chamber.



Heavy duty 10' shredder chamber with dual 3 chain slat conveyor for rotating square bales. The 2800 will also handle any size round bales with ease.



Oil bath chain case for reversing rotor direction for right side discharge and speeds up the rotor 20%.



FACTORY SPECIFICATIONS

MODEL 2800 BALEBUSTER

All Bale Processor

WEIGHT:

Total - 7,300 lbs (3,311kg)

Tongue - (Bale Loader Fully Raised): 2,550 lbs (1,156kg)

(Bale Loader Down): 2,150 lbs (975kg)

TRANSPORT DIMENSIONS:

Width - 8' 4" (2.56 m)

Length - 17' 6" (5.36 m)

Height - 8' 4" (2.59 m)

WORKING DIMENSIONS:

With 1 Bale (Deflector in Spreading Position)

Width - 10' 10" (3.30 m)

Height - 10' (3.04 m)

Length - 24' 2" (5.35 m)

With 2 Bales (Deflector in Spreading Position)

Width - 10' 10" (3.30 m)

Height - 10' (3.04 m)

Length - 27' 5" (8.35 m)

CHASSIS FEATURES:

Towing Arrangement - Clevis Type Hitch

Jack Capacity - 7,000 lbs (3,175 kg)

Jack Travel - 10" (25.4 cm)

Tires - (2) 16.5 X 16.1 - 10 Ply

Wheels - (2) 16.1 X 12-8 Bolt, Drop Center

Bearings - Tapered Roller

BALE LOADER:

Type - Hydraulic Twin Boom Arms

Squeeze Arms for Square Bales

Tubular Steel, 10° Float, 4-Position Adjustment for Round Bales

CHAIN CASE - Sealed Oil Lube Chain Case

Reverses Rotation and Increases Rotor Speed

Double 60 Roller Chain

BALE CONVEYOR:

Type - Four Roller Chain With Bolt on Cross Slat

Drive - Hydraulic Orbital Motor, With Adjustable Flow Control

BALE SHREDDER CHAMBER:

Max. Bale Size -

Round - 6' long X 6 ½" Dia. (1.083 m X 1.98 m)

Square - 52" X 52" X 8' long (1.32 m X 1.32 m X 2.4 m)

Max. Bale Weight - 2,200 lbs (1,000 kg)

Shredder Chamber Length - 120" (3.05 m)

Shredder Chamber Width - 91" (2.31 m)

Rotor Diameter (Flails Extended) - 26" (66 cm)

Rotor Bearing - Ball, 2" (5.08 cm)

Number of Flails - 40

Flail Type - Heavy Duty, 7/16" (11.11 mm) Thick, 3 lbs (1.36 kg), Heat Treated Spring Steel, Swinging

Number of Stripper Plates - Not Available at This Time

Deflector - Split, Hydraulic With Infinite Settings, 120° Range

Horizontal Spread Distance - Straw, Up to 50' (15.24 m)

OPERATOR CONTROLS:

Loader, Conveyor, Deflector, Squeeze Loader, and Slug Bar-1 Hydraulic Remote With Electric Over Hydraulic Finger Tip Controls

Bale Conveyor Speed-Conveyor Speed Control Valve

Deflector Position Setting - Hydraulic With Split Deflector

Slug Bar - Hydraulic Adjustment With Infinite Adjustment

REQUIREMENTS FOR OPERATION:

PTO Horsepower Required - 90 minimum

PTO Type - 1,000 RPM, 1-3/8" Dia. Shaft With 21 Splines

Min. Hydraulic Output - 8 gpm at 1,500 psi

(46 lpm. x 10,345 kpa)

Hydraulic Remote Controls - (1) Double-Acting Control Valves With Quick Coupler Outlets

Tractor Weight - Must Be of Equal or Greater Weight Than That of a 2800 ABP With 2 Bales

SMV Sign - Standard Equipment

Road Lights - Standard Equipment

MODEL 2660 BALEBUSTER

Round Bale Processor

WEIGHT:

Total - 5,025 lbs (2279.3 kg)

Tongue (Bale Loader Fully Raised) - 1500 lbs (680.39 kg)

TRANSPORT DIMENSIONS:

(Bale loader fully raised, deflector folded)

Width - 8' 4" (2.52 m)

Length - 14' 11" (4.55 m)

Height - 11' (3.35 m)

WORKING DIMENSIONS:

(With 1 bale, deflector in spread position)

Width - 10' 10" (3.31 m)

Length - 14' 11" (4.55 m)

Height - 11' (3.35 m)

(With 2 bales, deflector in spread position)

Width - 10' 10" (3.31 m)

Length - 19' 7" (5.95 m)

Height - 11' (3.35 m)

CHASSIS FEATURES:

Towing Arrangement - Clevis Type Hitch

Jack Capacity - 5,000 lbs (2,273 kg)

Jack Travel - 10" (25.4 cm)

Bearing Type - Tapered Roller

BALE LOADER:

Type - Integral 2-Stage, Twin Boom Arms

Bale Tines - Tubular Steel, 10° Float, 4 Position Width Adjustable

Hydraulic Cylinder - 4 ½" x 24" (11.43 cm x 60.96 cm) Double-Acting

BALE CONVEYOR:

Type - 3 Roller Chains With Bolt-On Cross Slat

Drive - Hydraulic Orbital Motor With Adjustable Flow Control

Drive Shaft Bearings - 1 1/4" (3.18 cm)

Drive Shafts - 1 1/4" (3.18 cm)

BALE SHREDDER CHAMBER

Max. Bale Weight Each - 2,200 lbs (1,000 kg)

Rotor Length - 78" (1.98 m)

Rotor Diameter (Flails extended) - 25" (63.5 cm)

Rotor Bearing - Ball, 2" (5.08 cm)

Number of Flails - 30

Flail Type - Heavy Duty, 7/16" (11.11 mm) Thick, 3 lbs (1.36 kg), Heat Treated Spring Steel, Swinging

Number of Stripper Channels - 1

Number of Slug Bars - 5

Slug Bar - Single point, 9 Adjustment Settings Through a 180° Range

Delivery - Right Hand Discharge

Deflector - 6 Adjustment Settings Through a 120° Range

Max. Horizontal Spread - Straw, Up to 50' (15.24 m)

OPERATOR CONTROLS:

Loader - 1 Tractor Double-Acting Hydraulic Valve

Bale Conveyor - 1 Tractor Double-Acting Hydraulic Valve

Bale Conveyor Speed - Conveyor Speed Control Valve

Slug Bar - Hand Lever with 5 Settings

Deflector - Hand Lever with 6 Settings

REQUIREMENTS FOR OPERATION:

PTO Horsepower Required - 65 to 155

PTO Type - 1,000 RPM, 1 3/8" Dia. PTO Shaft With 21 Splines

Choice of Standard PTO Shaft or Constant Velocity PTO Shaft

Min. Tractor Hydraulic Output - 8 gpm at 1,500 psi (46 lpm x 10,345 kpa)

Tractor Hydraulic Controls - 2 Double-Acting Control Valves With Quick Coupler Outlets

Tractor Weight - Must Be of Equal or Greater Weight Than That of a 2660 With 2 Bales

SMV Sign - Standard Equipment

Road Lights - Standard Equipment

MODEL 2100 BALEBUSTER

Semi-Mounted Round Bale Processor

WEIGHT:

Total - 3,700 lbs (1,679 kg)

SHIPPING DIMENSIONS:

Width - 8' 5" (2.6 m) Loader & Deflector Folded

Length - 12' 9" (4.01 m)

Height - 8' 5" (2.6 m) Caster Wheels Removed

Height - 6' 5" (1.96 m) Loader Folded

TRANSPORT DIMENSIONS:

Width - 10' 8" (3.25 m)

Length - 12' 9" (4.01 m)

Height - 6' 5" (1.96 m) Loader Folded

WORKING DIMENSIONS: With Bale

Width - 13' (3.96 m)

Length - 12' 9" (4.01 m)

Height - 9' 8 ¾" (3.05 m)

CHASSIS FEATURES:

Hitch - Semi-Mounted, Attaches to Lower Lift Links of Tractor's 3-PT Hitch

Tires - (2) 9.5 x 14 - 8 Ply

Wheels - (2) 6 x 14 - 5 Bolt Drop Center

Bearings - Tapered Roller

Axle - Caster

BALE LOADER:

Type - Hydraulic With Mechanical Linkage

Bale Tines - (2) Fixed Width

Hydraulic Cylinder - (2) 2 ½" x 16" (6.35 cm x 40.64 cm) Double Acting

BALE CONVEYOR:

Type - 3 Roller Chains With Bolt-on Cross Slats

Drive - Hydraulic Motor With Hydraulic Flow Control

BALE SHREDDER CHAMBER:

Max. Bale Size - 6' long x 6 ½" Dia. (1.83 m x 1.98 m)

Max. Bale Weight - 2,000 lbs (1000 kg)

Rotor Length - 78" (1.83 m)

Rotor Diameter (Flails Extended) - 25" (64.77 cm)

Rotor Bearing - Ball, 1 ¾" (4.44 cm)

Number of Flails - 30

Flail Type - Heavy Duty Flails, 7/16" (11.11 mm) Thick, 3 lbs (1.36 kg),

Heat Treated Spring Steel, Swinging

Number of Stripper Plates - 1

Number of Slug Bars - 5

Deflector Shield - 6 Adjustment Positions Through 120° Range

Max. Horizontal Spread - Straw Up to 50'

OPERATOR CONTROLS:

Loader - 1 Set of Tractor Hydraulic Outlets

Bale Conveyor - 1 Set of Tractor Hydraulic Outlets

Bale Conveyor Speed - Adjustable Hydraulic Flow Control Valve

Slug Bar - Shim Adjustable

Deflector Shield Position - Hand Lever With 6 Position Settings Through 120° Range

REQUIREMENTS FOR OPERATION:

PTO Horsepower Required - 65 to 155

Three Point Hitch - CAT II / III

Min. Hitch Lift Capacity - 4,000 lbs (1,818.18 kg)

PTO Type - 1000 RPM, 1 3/8" Dia. Shaft With 21 Splines

Min. Hydraulic Output - 8 gpm at 1800 psi (46 lpm x 10,345 kpa)

Hydraulic Remote Controls - 2 Double-Acting Control Valves With Quick Coupler Outlets

Tractor Weight - Must Be of Equal or Greater Weight Than That of a 2100 BALEBUSTER and 1 Bale

SMV Sign - Standard Equipment

Road Lights - Standard Equipment

MODEL 2564 BALEBUSTER

Round Bale Processor With Blower

WEIGHT:

Total - 6,325 lbs (2,868.97 kg)

TRANSPORT DIMENSIONS:

Empty, Loader Fully Raised.

Width - 8' 11" (2.71 m)

Length - 16' 6" (5.03 m)

Height - 10' 9" (3.26 m)

WORKING DIMENSIONS:

With 1 Bale, Loader Fully Raised.

Width - 10' 3" (3.12 m)

Length - 16' 6" (5.03 m)

Height - 10' 9" (3.26 m)

With 2 Bales, Loader in Bale Transport.

Width - 10' 3" (3.12 m)

Length - 22' 7" (6.88 m)

Height - 10' 9" (3.26 m)

CHASSIS FEATURES:

Towing Arrangement - Clevis Type Hitch, Height Adjustable With Safety Chain

Hitch Jack - 5,000 lbs (2,273 kg) Rating- 15" Lift

Wheel Hub Bearings - Tapered Roller

Axle Extension - Optional 12"

OPERATOR CONTROLS:

Two Hydraulic Outlets Required

1 set - For electric over hydraulics (Standard Equipment)- controls loader function, fan spout for vertical and horizontal adjustment. Requires 12 volt DC with three pin power outlet.

Bale Conveyor - 1 set of Tractor Hydraulic Outlets

Bale Conveyor Speed - Adjustable Hydraulic Flow Control Valve

Slug Bar - Single Point Adjustment With 5 Settings

BALE LOADER:

Type - Hydraulic with 2 Stage Twin Boom Arms

Bale Tines - Tubular Steel With 10° of Float

Hydraulic Cylinder - 4" x 24" (10.43 cm x 60.69 cm) Double-Acting

Bale Tines - 4-Position Width Adjustable

BALE CONVEYOR:

Type - 3 Roller Chains with Bolt-On Cross Slats

Drive - Hydraulic Orbital Motor, Hydraulic Flow Control Valve

BALE SHREDDER CHAMBER:

Max. Bale Size - 6' long x 6 ½" Dia. (1.68 m x 1.98 m)

Max. Bale Weight - 2,200 lbs (1,000 kg)

Rotor Length - 78" (1.98 m)

Rotor Diameter (Flails Extended) - 25" (63.5 cm)

Rotor Bearing - Ball, 1 ¾" (63.5 cm)

Number of Flails - 40

Flail type - Heavy Duty, Hardened Spring Steel, Swinging

Re-Cutter Screen Type - Helical-Slotted, Round (5 Sizes)

Transfer Auger Dia. - 12" (30.48 cm)

Number of Slug Bars - 9 Optional, 10 fixed

Slug Bar Height - Single Point Adjustment With 5 Settings

BLOWER FAN:

Size - 44" Dia. (1.12 m)

Number of Paddles - 6 (AR 400 Steel)

Fan Lined with AR 400 Steel

SPOUT OPERATION-JOY STICK CONTROLLED FROM TRACTOR CAB:

Vertical - Fan Housing Rotated by Hydraulic Cylinder

Horizontal - Spout Rotates 360° by Hydraulic Motor

Outlet - 3' Curved has an Adjustable Deflector

Protection - Hinged Break-Away, Sheer Bolt Protected

REQUIREMENTS FOR OPERATION:

Order Spout

PTO Horsepower Required -125 to 150

PTO Type - 1,000 RPM, 1 3/8" Dia. PTO Shaft with 21 Splines

Min. Tractor Hydraulic Output - 8 gpm at 1500 psi

(30.3 lpm, x 10,345 kpa)

Tractor Hydraulic Controls - 2 Double-Acting Control

Valves and Quick Couple Outlets

Tractor Weight - Must Be of Equal or Greater Weight Than That of the 2564 With 2 Bales

SMV Sign - Standard Equipment

Road Lights - Standard Equipment

MODEL 2665 SHORTCUT BALEBUSTER

Round Bale Processor

WEIGHT:

Total - 5,150 lbs (2336 kg)

Tongue (Bale Loader Fully Raised) - 1560 lbs (707.6 kg)

TRANSPORT DIMENSIONS:

(Bale loader fully raised, deflector folded)

Width - 8' 4" (2.52 m)

Length - 14' 11" (4.55 m)

Height - 11' (3.35 m)

WORKING DIMENSIONS:

(With 1 bale, deflector in spread position)

Width - 10' 10" (3.31 m)

Length - 14' 11" (4.55 m)

Height - 11' (3.35 m)

(With 2 bales, deflector in spread position)

Width - 10' 10" (3.31 m)

Length - 19' 7" (5.95 m)

Height - 11' (3.35 m)

CHASSIS FEATURES:

Towing Arrangement - Clevis Type Hitch.

Jack Capacity - 5,000 lbs (2,273 kg)

Jack Travel - 10" (25.4 cm)

Bearing Type - Tapered Roller

BALE LOADER:

Type - Integral 2-Stage, Twin Boom Arms

Bale Tines - Tubular Steel, 10° Float, 4 Position Width Adjustable

Hydraulic Cylinder - 4 ½" x 24" (11.43 cm x 60.96 cm) Double-Acting

BALE CONVEYOR:

Type - 3 Roller Chains With Bolt-On Cross Slat

Drive - Hydraulic Orbital Motor With Adjustable Flow Control

Drive Shaft Bearings - 1 1/4" (3.18 cm)

Drive Shafts - 1 1/4" (3.18 cm)

BALE SHREDDER CHAMBER:

Max. Bale Weight Each - 2,200 lbs (1,000 kg)

Rotor Length - 78" (1.98 m)

Rotor Diameter (Flails Extended) - 25" (63.5 cm)

Rotor Bearing - Ball, 2" (5.08 cm)

Rotor Speed - 1,300 rpm

Number of Flails - 40

Flail type - Heavy Duty, 7/16" (11.11 mm) Thick, 3 lbs (1.36 kg), Heat Treated Spring Steel, Swinging

Number of Stripper Channels - 3

Number of Slug Bars - 9

Slug Bar - Single Point, 9 Adjustment Settings Through a 180° Range. Optional Hydraulic Adjustment

Delivery - Right Hand Discharge

Deflector - 6 Adjustment Settings Through a 120° Range

Optional Hydraulic Adjustment

Max. Horizontal Spread - Straw, Up to 50' (15.24 m)

OPERATOR CONTROLS

Loader - 1 Tractor Double-Acting Hydraulic Valve

Bale Conveyor - 1 Tractor Double-Acting Hydraulic Valve

Bale Conveyor Speed - Conveyor Speed Control Valve

Slug Bar - Hand Lever With 5 Settings

Optional Hydraulic Adjustment

Deflector - Hand Lever With 6 Settings

Optional Hydraulic Adjustment

REQUIREMENTS FOR OPERATION:

PTO Horsepower Required - 65 to 155

PTO Type - Standard or Constant Velocity 1,000 RPM,

1 3/8" Dia. PTO Shaft With 21 Splines

Min. Tractor Hydraulic Output - 8 gpm at 1,500 psi (46 lpm x 10,345 kpa)

Tractor Hydraulic Controls - 2 Double-Acting Control Valves With Quick Coupler Outlets

Tractor Weight - Must Be of Equal or Greater Weight Than That of a 2665 With 2 Bales

SMV Sign - Standard Equipment

Road Lights - Standard Equipment





PO Box 1940
Jamestown, ND 58402-1940
Phone: (701) 252-4601
Fax: (701) 252-0502